

# 2025 INDIANA CIVIC HEALTH INDEX



# ABOUT THE PARTNERS

## INDIANA BAR FOUNDATION

The Indiana Bar Foundation continues to inspire and lead change to improve civic education and civil legal assistance for all Hoosiers. Our vision is to be the premier statewide charitable organization and trusted partner advancing civic literacy and the legal system. Throughout its 75-year history, the Foundation has been a national leader in developing and implementing civic education programs. Supporting the Indiana Civic Health Index with our partners is another example of the Foundation's commitment to expanding civic education and serving as a catalyst for increasing our support for civil legal assistance services.

## ELI LILLY AND COMPANY

Lilly is a medicine company turning science into healing to make life better for people around the world. We've been pioneering life-changing discoveries for nearly 150 years, and today our medicines help tens of millions of people across the globe. Harnessing the power of biotechnology, chemistry and genetic medicine, our scientists are urgently advancing new discoveries to solve some of the world's most significant health challenges: redefining diabetes care; treating obesity and curtailing its most devastating long-term effects; advancing the fight against Alzheimer's disease; providing solutions to some of the most debilitating immune system disorders; and transforming the most difficult-to-treat cancers into manageable diseases. With each step toward a healthier world, we're motivated by one thing: making life better for millions more people. That includes delivering innovative clinical trials that reflect the diversity of our world and working to ensure our medicines are accessible and affordable.

## THE CENTER ON REPRESENTATIVE GOVERNMENT — INDIANA UNIVERSITY

The Center on Representative Government (CORG) was established in 1999 by former Congressman Lee Hamilton. CORG's mission is to help prepare the next generation of citizens by working with educators to create programs that inform, inspire, and motivate students and encourage civic participation by all citizens. To that end, the Center offers multiple free resources, programs, and projects that foster an informed electorate that understands our system of government and participates in civic life that helps our democracy succeed.

## INDIANA UNIVERSITY NORTHWEST

One of seven campuses of Indiana University, IU Northwest is located in metropolitan Northwest Indiana, approximately 30 miles southeast of Chicago and 10 miles from the Indiana Dunes National Park. The campus engages with the community in high-quality teaching and scholarship and partners with communities to impact and promote social, economic, and cultural development. Indiana University Northwest students are inspired and empowered to be active citizens, who apply their knowledge to transform their communities and the world. Working together as a community, Indiana University Northwest serves as a premiere resource to advance the educational, social, civic and economic well-being of the people of Northwest Indiana and beyond.

## BALL STATE UNIVERSITY

Founded in 1918 and located in Muncie, Ball State University is one of Indiana's premier universities and an economic driver for the state. Ball State's 21,600 students come from all over Indiana, the nation, and the world. The 790-acre campus is large enough to accommodate first-rate facilities and 19 NCAA Division I sports, but our welcoming and inclusive campus is small enough to ensure the friendliness, personal attention, and access that are the hallmarks of the University. Destination 2040: Our Flight Path establishes Ball State's ambitious goals for our second century. We Fly!

## INDIANA CIVICS COALITION

The Indiana Civics Coalition was formed to bring together organizations and individuals to promote civic education, engagement, and advancement in Indiana. This is done through bringing awareness, collaboration, and amplification efforts to each other and supporting the growth of civics in the state. The Coalition welcomes new members to join us.

## INDIANA CITIZEN EDUCATION FOUNDATION, INC. (INCF)

ICEF is a strictly nonpartisan 501(c)(3) dedicated to providing unbiased information that will assist Hoosier voters in casting an informed ballot. Operating online as The Indiana Citizen, ICEF aspires to promote increased registration and turnout connected to a digital platform that permits access to a wealth of information about officeholders, candidates and issues.

## NATIONAL CONFERENCE ON CITIZENSHIP

The National Conference on Citizenship (NCoC) is a congressionally chartered organization dedicated to strengthening civic life in America. We pursue our mission through a nationwide network of partners involved in a cutting-edge civic health initiative and our cross-sector conferences. At the core of our joint efforts is the belief that every person has the ability to help their community and country thrive.



# TABLE OF CONTENTS

Introduction.....	4
Progress on Voting and Registration.....	5
Civic Health as a Measure of Community Strength.....	6
What is Civic Health?.....	7
Voting and Voter Registration: A Mixed Story in Indiana.....	9
Community and Citizenship: A Partnership for the Future.....	15
Hoosier Youth and Civics: Building Civic Health for Our Young Citizens.....	24
Civic Education Policies: Improving Civics From the Ground Up.....	30
Conclusion.....	32
Technical Notes.....	33
Civic Health Partners.....	34

**AUTHORS:**

Stephanie C. Serriere, Ph.D., *Professor of Social Studies Education at Indiana University Columbus*

Ellen Szarleta, Ph.D., J.D., *Director of the Indiana University Northwest Center for Urban and Regional Excellence and Interim Director and Professor in the School of Public and Environmental Affairs (SPEA) at Indiana University Northwest*

David J. Roof, Ph.D., *Associate Professor of Educational Studies and Director of the Center for Economic and Civic Learning at Ball State University*

Shawn Healy, Ph.D., *Chief Policy and Advocacy Officer, iCivics*

**CONTRIBUTORS:**

Tim Kalgreen, M.Ed., *Partnerships and Initiatives Administrator, Indiana Bar Foundation*

Charles Dunlap, J.D., *President and CEO, Indiana Bar Foundation*

Rachon Lucio, *Marketing and Communications Manager, Indiana Bar Foundation*

Jeff Coates, *National Conference on Citizenship*

Cameron Blossom, *National Conference on Citizenship*



## INTRODUCTION

The Indiana Bar Foundation, in partnership with this edition's authors, Dr. Shawn Healy, Dr. David Roof, Dr. Stephanie Serriere, and Dr. Ellen Szarleta, and our collaborators at the National Conference on Citizenship, present a biennial snapshot of Indiana's civic health.

Indiana's civic story continues to evolve. From small-town meetings to statewide initiatives, civic engagement in Indiana is both deeply rooted and constantly adapting. The 2025 Indiana Civic Health Index, which relies heavily on the most recent U.S. Census Population Survey and its 2024 voting data, takes a broad view to examine civic health.

Voting is obviously the most visible and pointed way we engage with our government and show our participation. High percentages of citizens engaging with the ballot box are a sign of a healthy democracy. But civic health is more than just voting. We examine how Hoosiers connect, serve, learn, and lead within our communities. Civic health encompasses the strength of our community, the trust we build in our institutions, and the shared responsibility we feel toward one another.

**This year's Index celebrates Indiana's progress while recognizing the important work that remains ahead.**



## PROGRESS IN VOTING AND REGISTRATION

Voting remains one of the most visible expressions of civic participation and one of the clearest indicators of civic health. In 2024, Indiana had one of its highest gains in voter registration and voting in recent years, raising our national rank when compared to our sister states.

We rose from 40th in the 2022 midterm election to 33rd in the nation for the 2024 presidential election in voter registration and improved from 50th in voting turnout in the 2022 midterm to 41st in the 2024 presidential election. These gains indicate a strengthening of our democratic participation and engagement - at least as it pertains to the most recent midterm and presidential elections. Even with the recognition that there are natural upward and downward turns in the raw number of voter participation in midterm elections compared to presidential elections, we see that Indiana's voting ranking compared to other states has improved slightly, though it stays low.

The encouraging piece is that Hoosiers, at least in 2024, seem to indicate they are moving in the right direction with more voting participation. History can show us that midterm elections tend to have lower voting participation, so we will see if the 2024 momentum is sustained into the 2026 midterms. Each election cycle brings new engagement and a growing recognition that every vote contributes to shaping the future of our state.

However, the data also reminds us that there is room to grow. Indiana's registration and turnout rates, while improving from 2022 to 2024, still fall well below the national average, with an even dimmer reality when the midterms are isolated. Encouraging more eligible Hoosiers to register and to vote consistently requires continued outreach, accessible voting processes, and civic education that connects the act of voting to the larger purpose of community building. Disparities are driven by education, income, and place-based disparities that underwrite the issue.



# CIVIC HEALTH AS A MEASURE OF COMMUNITY STRENGTH

Civic health is the foundation of a thriving democracy. It is expressed through how individuals participate in civic life and how communities foster collaboration. Strong civic health means more than high voter turnout; it means that people of all ages feel empowered to make a difference in their communities. It includes volunteering, giving to charity, attending local meetings, helping neighbors, engaging in civil dialogue, and trusting in the systems that shape public life.

Indiana's civic health reflects the state's long tradition of service and community spirit – Hoosier hospitality. Churches, civic clubs, neighborhood associations, and schools all play a vital role in connecting Hoosiers to one another. Life evolves and changes, and the way society now addresses civic engagement has evolved with it. The 2025 Indiana Civic Health Index explores these trends and highlights both the opportunities and the obstacles to continued civic vitality.

Indiana's civic spirit is rooted in a sense of belonging and responsibility. The state's rates of charitable giving and volunteerism reflect the willingness of Hoosiers to care for their communities. Local leaders, educators, and civic organizations continue to build on these traditions by creating opportunities for collaboration and public dialogue that bring diverse voices together around shared goals.

## *Investing in Civic Engagement and Youth Education*

---

Indiana's commitment to civic education continues to stand out as a national model. The state has enacted strong civic education policies and provided clear standards to ensure that young people understand how government works, why participation matters, and how they can contribute. Programs such as student mock trials, youth advisory councils, and community-based learning initiatives give students direct experience in civic life long before they reach voting age.

The strength of Indiana's youth civic programming offers a promising foundation for the state's long-term civic health. When young people are engaged early, through schools, service opportunities, and mentorship, they are more likely to become informed, active citizens as adults. This generational investment ensures that civic knowledge and habits of participation will continue to sustain Indiana's democracy in the decades ahead.

## *Looking Forward*

---

The 2025 Indiana Civic Health Index is both a reflection and a call to action. It shows that Indiana has made meaningful strides: increasing voter participation, strengthening civic education, and nurturing a culture of service. But it also underscores that civic health is not static. It must be continually cultivated through policies that lower barriers to participation, institutions that inspire trust, and communities that welcome engagement from every Hoosier.

As we look ahead, Indiana's challenge and opportunity lie in sustaining this momentum. Civic health depends on each of us and on our willingness to listen, to act, and to work together for the common good. By building on our shared values and embracing the next generation of civic leaders, Indiana can continue to strengthen the bonds that hold our democracy together.

# WHAT IS CIVIC HEALTH?

The National Conference on Citizenship defines civic health as “the way that communities are organized to define and address public problems.” Communities with strong indicators of civic health have higher employment rates, stronger schools, better physical health, and more responsive governments. Much like an individual’s physical checkup, a review of the measures of civic health helps communities to stay on the path of improving civic health. Since 2011, Indiana has taken stock of civic challenges, set the course for improvement, and celebrated successes strengthening Indiana’s civic health, recognizing that improvements in civic health are critical to individual, community, state, and national well-being.

The Indiana Civic Health Index serves as a civic health “checkup,” uncovering beliefs and values and telling a story of the actions taken in support of community wellbeing/public good. We are able to answer questions, including:

- **How are we bound together in our activities, like volunteering and philanthropy?**
- **How do we work together through participating in public meetings or community activities?**
- **What ways do we prefer to work together, in political or non-political activities, elections, and civic organizations?**
- **In what ways does our participation differ by age, income, or geography?**

While individual preferences for civic participation may differ, the collective story reveals numerous ways Hoosiers contribute to their communities and the public good, and together these efforts enhance the quality of life in Indiana.

This report examines Hoosiers’ activities and views by examining four key areas of civic health:

- **Voting and Voter Registration**
- **Civics Through Community Engagement**
- **Youth and Civic Action**
- **Civic Education Policies**

With nearly 15 years of information and data collected, a much better understanding of cohesiveness as a state and overall performance compared to other states can be gained. Not all trends are positive, so strategies must be pursued by building on strengths and better connecting Hoosiers to one another and the state. Civically engaged citizens are the bedrock for positive civic health. Civic health positively contributes to economic and community development, including the health and wellness of community members and the functioning of government.





## *Why is Civic Health Important?*

Hoosiers care about their communities and work together to improve the world around them. These connections matter. Civic health is strengthened when common ground is found. However, the benefits of active, constructive civic engagement also spill into other critical areas of our lives. When citizens are actively engaged and are supported, they can identify common goals and use their shared knowledge to solve problems in all areas of community concern.

### **Democracy and Representative Government**

Citizens are central to governance and representative democracy. Today, there are worrying signs that U.S. democracy is declining (NCOC, 2021), including downward trends in U.S. electoral confidence, government transparency, and increasing levels of corruption. (NCOC, 2021; Repucci & Slipowitz, 2021) The state of our civic health will determine if citizens continue to respond to and improve the many public policies that affect their daily lives. The effectiveness of many public policies is connected to the responses of citizens, businesses, government, and nonprofits that the policies are meant to serve. Citizens working together, sharing viewpoints, and communicating with democratic institutions can not only reduce inefficiencies and errors, but they will also build habits that will ensure that democracy survives.

Civic health reflects a shared commitment to democracy and is related to economic, physical, and psychological health. It is connected, either directly or indirectly, to all aspects of daily life. Studies such as this underscore the importance of examining civic health to build a better democracy and build better lives.

### **Economic and Community Development**

Civic engagement supports economic and community development. Participating in civic activities can develop the skills, confidence, and attractive habits sought by existing and potential employers. Economic transactions, like purchases and sales, and innovation require high levels of trust among people. Civic engagement is strongly correlated with trust. When high levels of trust exist, there are fewer obstacles to conducting efficient and equitable transactions. In addition, when we engage, we build connections to one another and create the social capital needed to keep residents invested in the well-being of their communities.

### **Health and Well-Being**

Physical, psychological, and behavioral health and well-being are closely connected to civic health. Recent studies, including those conducted by the Robert Wood Johnson Foundation and the Rand Corporation, document the important role civic engagement, including voting, volunteering, and participating in civic organizations, plays in addressing community health-related challenges. Solid social connections combined with civic participation support the creation of shared values, including making health a shared value.



# VOTING AND VOTER REGISTRATION: A MIXED STORY IN INDIANA

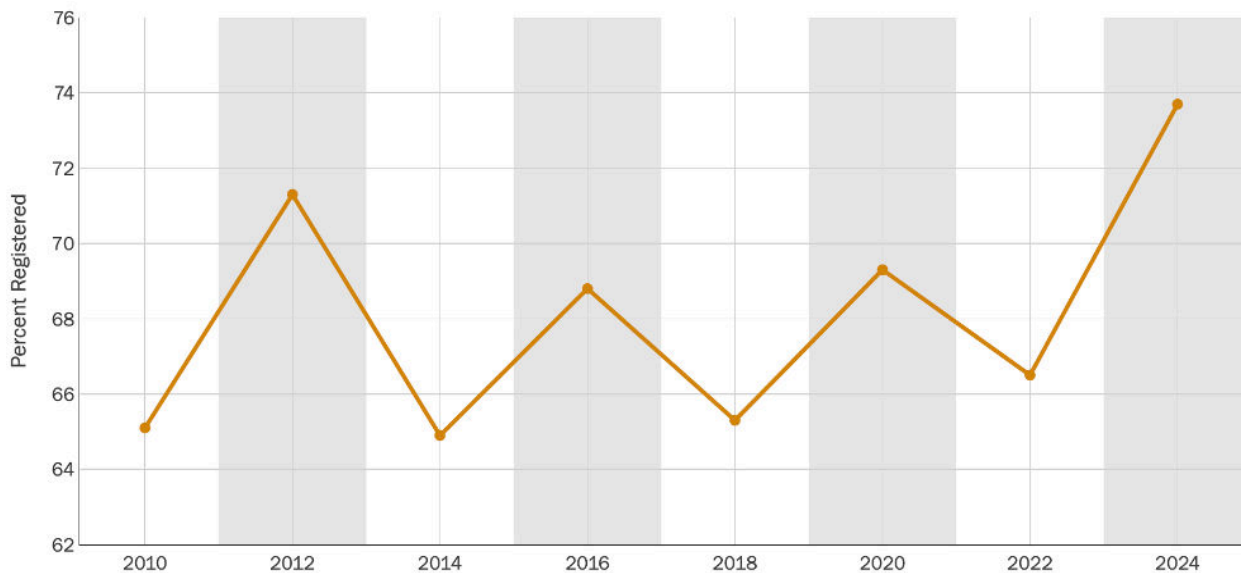
by Dr. David Roof, Ball State University



## Introduction

Voting and voter registration data since the last Indiana Civic Health Index offer some mixed reviews. The 2024 data surrounding voting and voter registration in Indiana is one of modest progress compared to the 2022 midterm election. We see the number of voters and voter registration rise, which is a reason for optimism. But these gains are overshadowed by persistent gaps when you look deeper into the data. Indiana has not kept pace with the nation, so our relative ranking improved, but remains fairly low in comparison to other states. Indiana's national rank remains relatively low, driven by age, education, income, and place-based disparities. The path forward runs through information design, access, and trust.

## Voter Registration and Its Rate of Change



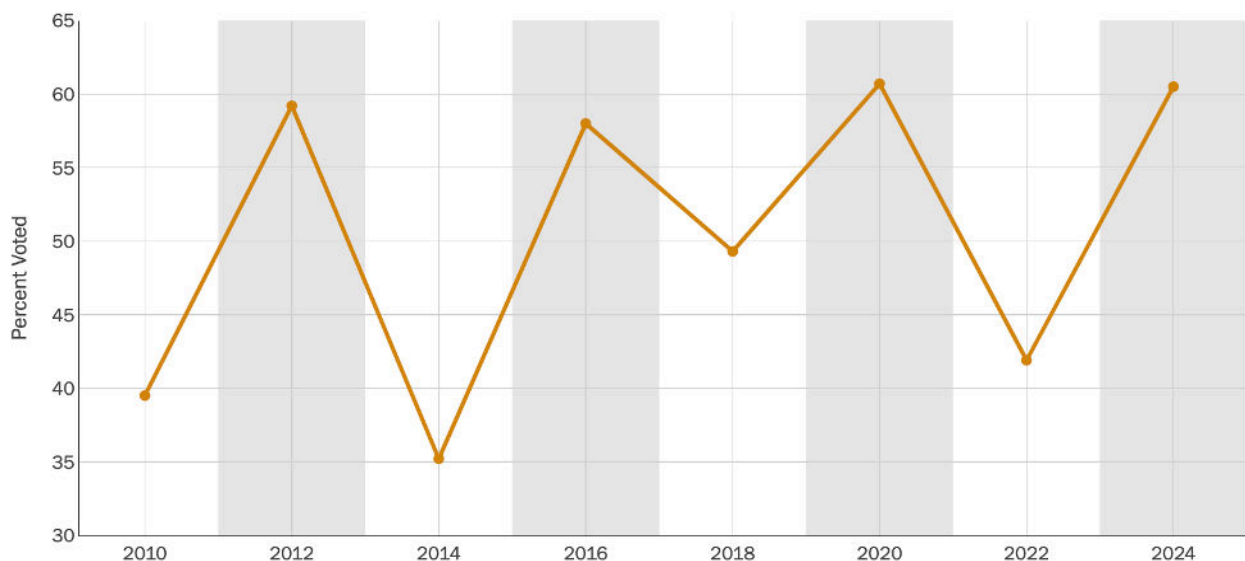
The story of Indiana's civic health begins with voter registration, the most basic threshold of political participation. Over the past decade, the state has generally remained on a low but stable plateau. In the last 14 years, Indiana has ranged from 65.1% to 73.7% of its citizen voting-age population registered to vote. The rankings never have Indiana rising higher than 30th in the country in voter registration rates and even falling as low as 43rd over the time frame. 2024 does offer encouragement, as voter registration increased, up to 73.7% of the Hoosier population, the highest percentage in the last 14 years, bringing Indiana back up to 33rd in the nation for registration.

Even with the increased voter registration for the 2024 election, it doesn't negate the decade-and-a-half story of low voter registration. Diving into the numbers, demographics, geography, and policy play a role in the trend.

These middling ranks obscure the demographic "gatekeepers" inside the stats. Age is a primary factor: only 62.0% of Hoosiers ages 18–29 versus 76.4% of adults 30 or older reported active registration in 2024 – a gap of roughly 14 points that maps directly onto turnout later in the cycle. Education and income gradients are similarly steep. For example, 83.4% of those with a bachelor's degree or higher education are registered to vote, versus high-school-only education registered at 68.8%. Those making under \$35,000 are registered at a 67.0% rate, versus those making \$75,000 or higher register at a 77.2% rate. These stats indicate that friction-sensitive groups like students, renters, lower-income households, and frequent movers might be shouldering more of the challenges that impact registration and turnout.

Voter registration is a large issue that allows for different ways to impact registration growth. There has been nonprofit work to help bring voter registration to young voters, including the use of the Indiana Bar Foundation’s Indiana Kids Election and the League of Women Voters of Indiana’s youth outreach. Government also plays a role through policy. While other states have introduced policy reforms such as automatic or same-day registration, Indiana’s registration rates have not kept pace. Comparative civic-health work underscores why these patterns persist. States that modernize the front end of the process, automatic voter registration at licensing and benefits agencies, same-day registration, and clear, plain-language guidance for first-time voters tend to lift overall registration while shrinking youth and income gaps (Brennan Center for Justice, 2023; National Conference on Citizenship, 2024; County Health Rankings, 2024). Indiana student and young-adult feedback indicates confusion about where to register, ID and address rules after moves or name changes, absentee timing, and limited on-campus touchpoints appear repeatedly in qualitative responses—exactly the pain points that registration modernization and campus-based services are designed to relieve.

## Voter Turnout and Its Rate of Change



Voting is an integral part of a healthy democracy, and the check to see how its citizens participate through this action is one indicator of civic health.

In presidential years, Indiana’s participation has hovered near the 60-percent mark over the last decade-plus. Even in these years—when turnout rose across the country—Indiana’s improvement trailed the national surge. Comparing 2016 and 2020, Indiana’s turnout increased by roughly nine percentage points; however, the national increase was closer to fifteen points. Consequently, the state’s relative standing slipped from 41st to 46th. In 2024, Indiana’s voting rate remained relatively flat compared to the rest of the United States, yet Indiana’s national rank in voting rose back from 46th to 41st. Arguably, this is due to the national voting percentage dipping slightly and not any given change in Indiana.

Midterm cycles paint an even starker picture. In 2018, Indiana posted its best midterm showing in decades, with 49.3% turnout. Four years later, that number fell to 41.9%, a decline of 7.4 percentage points, while the national decline was just 1.2. By 2022, Indiana stood 50th out of 51 jurisdictions (50 states plus Washington, DC). These figures are not merely statistics but markers of civic voice. They suggest that the mechanics of Indiana’s election system, combined with the perceived lack of competitiveness of its races, dampen the ability of Hoosiers to express themselves at the ballot box.

These composite indicators help explain why Indiana’s absolute turnout can look “average” in a given presidential year while its relative rank lags: other states have moved faster to reduce friction (barriers and obstacles) and mobilize occasional voters.

Again, we find the composition of the electorate clarifies what holds turnout back. In 2024, only 46.4% of Hoosier youth aged 18-29 voted, while 64.0% of adults over the age of 30 voted, tracking even worse than the voter registration gap for the same age groups. Education and income track similar differentials. For example, bachelor's-plus voting was 73.0% versus high-school-only at 56.3%. Households under \$35,000 were at 50.0% while households making \$75,000+ were at 64.1%. These are precisely the friction-sensitive groups—students, renters, lower-income households, and frequent movers, most likely to encounter timing, documentation, and information hurdles (U.S. Census Bureau, 2025; Indiana Bar Foundation & National Conference on Citizenship, 2023).

Geography adds another wrinkle. Suburban participation trails both urban and rural in several Indiana topline comparisons—an atypical pattern that suggests commute-time and site-placement frictions along growing corridors. Even where civic motivation exists, the where and when of voting still matter for whether votes get cast.

Finally, we place 2024 in context. Indiana's 2024 data show about 60.7% voting and 73.7% registration, near the national registration rate but still below national voting levels, reinforcing that conversion from registration to voting is Indiana's key shortfall. The data seems to point to a turnout problem that is less about civic indifference and more about persistent, predictable frictions.

## What Makes for Informed Voting

Indiana's civic health is not just about whether people vote but how prepared they are when they do. Past Civic Health Indexes have consistently emphasized the link between civic education and lifelong civic participation. School-based voting education predicts whether young adults will later become engaged citizens (INCHI, 2021). Yet surveys of young (18–24-year-old) non-voters consistently reveal feelings of futility: “my vote doesn't matter” remains the most common refrain (INCHI, 2023). This data, analyzed over time, points to political inefficacy and information/friction problems, not simply general apathy. Data shows a strong link between civic learning/information and later participation, indicating this connection is causal rather than incidental. Individuals exposed to structured civic learning opportunities in school and community settings are significantly more likely to vote, volunteer, and engage in public life as adults.

What makes for informed voting in Indiana, then, is access to trusted information and the civic confidence to act on it. This requires not only strong K–12 and higher education programs, but also healthy information ecosystems, local journalism, community forums, and clear, nonpartisan guidance about voting rules. These resources help Hoosiers cut through misinformation and connect their individual voices to collective outcomes. Where social capital is higher, residents report more confidence in institutions and greater willingness to participate; where it is thin, misinformation and apathy spread more easily.

Data show that states with stronger civic learning systems and clearer information pathways tend to convert registration into voting at higher rates. Indiana's own Civic Health Index (INCHI) echoes this finding across a decade of reports: civic education, robust local information ecosystems, and transparent election administration are the core inputs to an informed electorate. Civic education is the cornerstone of an empowered citizenry—the durable base that equips voters to evaluate claims, navigate process rules, and weigh tradeoffs. Hoosiers who encounter voting education in school are more likely to become consistent, informed participants later in life. Civic learning goes beyond facts about branches of government. It cultivates the habits of analysis and democratic dialogue, skills that help voters sort accurate information from rumor, ask better questions about policy choices, and resist the “my vote doesn't matter” narrative that shows up in surveys of non-voters. For Indiana, this has practical consequences. When reliable, nonpartisan guidance is easy to locate on what to bring, where to vote, and how residency works for students or movers, voters are better prepared and less likely to self-disqualify because of uncertainty. The data suggests that information frictions at the last mile, interpreting rules, finding the right site and time, and confidence in navigating the process, are suppressing ballots cast relative to registrations.

Informed voting also depends on how rules are communicated and how voting feels on the ground. Lived experience, short lines, helpful poll workers, clear signage, and accessible sites can lead to confidence and follow-through. When voters trust that ballots will be counted as intended, and when cure steps (such as fixing a signature or ID mismatch) are explained plainly, participation rises; when rules feel opaque or punitive, voters disengage.

Indiana has taken meaningful steps on civics education. Now the leverage lies in information design: presenting rules plainly, surfacing options early, and placing guidance where people already are. Data indicates that Indiana's challenge is not only how many Hoosiers sign up, but whether they feel ready to act. Informed voting emerges when the system is legible, the options are visible, and the experience is reassuring. That is how knowledge becomes turnout, and how turnout becomes trust.

## Access to Informed Voting

The question of access lies at the heart of Indiana's lagging rankings. Unlike many of the highest-performing states in voter registration and voting, Indiana does not provide same-day registration, automatic voter registration, or no-excuse absentee voting (INCHI, 2023).

While many aspects of voting are uniform in Indiana, other aspects vary by county. The wide variance stems from county implementation: local officials decide the number, placement, and hours of early-vote sites and manage on-the-ground logistics and voter information, which is why access and wait times can differ sharply by county.

Comparative research demonstrates that states adopting voter-friendly policies—longer polling hours, accessible vote centers, and streamlined registration—consistently achieve higher participation (National Conference on Citizenship, 2024). Indiana's absence of these reforms leaves the potential for policy changes to positively impact registration and voting.

Indiana requires residents voting by mail to meet specific criteria—such as being out of the county, ill, disabled, or over age 65—and as of House Enrolled Act 1334 (2023), applicants must also provide a driver's license or state ID number when applying for an absentee ballot (Indiana Civic Health Index, 2023).

Indiana does allow early in-person voting, but its accessibility varies widely by county. Counties have significant discretion in determining the number and location of early-voting sites, and studies indicate that site placement often fails to align with commuting patterns.

Suburban participation in Indiana lags both urban and rural in several comparisons, an atypical pattern that suggests commute-time and site-placement frictions along growing corridors. Aligning early-vote hours and locations with daily routines is as much an information design problem as it is a logistics one. Voters need to know where and when their options exist, in language and channels they actually use (Indiana Bar Foundation & National Conference on Citizenship, 2024).

Comparative evidence from other states highlights the importance of lowering administrative hurdles. States that have adopted automatic voter registration (AVR), same-day registration, or no-excuse absentee voting consistently post higher participation rates and narrower gaps between subgroups (Brennan Center for Justice, 2023; National Conference on Citizenship, 2024). AVR is an 'opt-out' process that securely transfers eligible residents' information from designated public agencies, most commonly the Bureau of Motor Vehicles, to election officials to create or update voter records, while preserving a clear opportunity for individuals to decline registration (National Conference of State Legislatures, 2025; U.S. Department of Justice, 2024; MIT Election Data & Science Lab, 2023). Unlike traditional 'opt-in' registration, AVR reduces administrative friction that disproportionately affects first-time, highly mobile, lower-income, and younger Hoosiers, the very groups driving Indiana's participation gaps.

Indiana does not currently have AVR. Registration opportunities at motor-vehicle and public-assistance agencies are required under the National Voter Registration Act (NVRA), but remain opt-in (U.S. Department of Justice, 2024; Indiana Code, 2024). As a result, Indiana's registration levels and the conversion of registrations into votes lag behind peer states that have modernized front-end processes (National Conference of State Legislatures, 2025; Indiana Bar Foundation & National Conference on Citizenship, 2023). AVR in states like Oregon and Colorado not only increased registration levels but also drove higher turnout among younger and lower-income residents, groups that Indiana struggles to mobilize. The absence of these reforms in Indiana helps explain the state's decade-long stagnation at a "low plateau" of participation.





**Scan to register to  
vote or check your  
registration status!**

Access is not only structural but experiential. Survey data of young Hoosiers point to confusion about ID requirements, uncertainty about whether to register at home or campus addresses, and frustration with absentee ballot rules. Many report that they are not sure where or how to register, or that the process feels overwhelming and confusing (Indiana Young Perceptions on Voting Survey, 2024). These lived experiences amplify the gaps revealed in the difference between young Hoosiers registering and voting compared to their older counterparts. Indiana has demonstrated statewide capacity for civic improvement through its civic education policies and partnerships. Extending this coalition-building approach to election administration could meaningfully address the barriers that suppress turnout, moving the state closer to the national median in both registration and voting.

## **Trust in Elections**

Finally, the health of a democracy depends not only on whether people vote but whether they believe their votes count. Trust is the connective tissue between civic intention and civic follow-through. In Indiana, trust is shaped by two realities: administrative choices and lived experiences at the polls.

National surveys show that voters' confidence rises when they encounter short wait times, helpful poll workers, and transparent ballot processes. Conversely, additional ID requirements for mail voting, while designed to strengthen confidence, may increase skepticism among some groups while discouraging participation among others (INCHI, 2023).

Indiana has consistently ranked near the bottom nationally on voter participation indicators, and the gap is not explained by apathy alone. Administrative rules influence whether voters feel secure or skeptical. For example, Indiana requires photo identification at the polls and, since 2023, an ID number on absentee ballot applications. These measures are intended to bolster public confidence, yet they can produce mixed reactions: some groups report reassurance, while others—especially students, renters, and infrequent voters—perceive them as barriers that signal distrust in ordinary citizens (Indiana Bar Foundation & National Conference on Citizenship, 2023). Research suggests that when rules are perceived as punitive or confusing, trust declines and participation falls.

Equally important are the experiences voters report. Nationally, surveys show that trust in elections rises when voters encounter short wait times, accessible locations, and helpful poll workers. The 2018 midterm election in Indiana is illustrative: turnout surged to 49.3%, the highest midterm participation in decades. Many Hoosiers recalled accessible vote centers, visible mobilization efforts, and competitive races that reinforced the sense that votes mattered. Four years later, in 2022, turnout fell to 41.9%, last in the nation, likely amid perceptions of limited competitiveness and persistent barriers (INCHI & National Conference on Citizenship, 2023; U.S. Census Bureau, 2025).

Student surveys underscore how experiences shape trust. Young Hoosiers described confusion about where to register, uncertainty about residency rules, and frustration with absentee ballot delays. Others reported difficulty finding information about polling places or encountering misinformation from election staff, only to discover later that the guidance was incorrect. These narratives highlight how even minor missteps—unclear instructions, inconsistent communication—erode confidence (Roof, 2025).

Surveys of young adults in Indiana show a strong intention to vote in the future. 80% of respondents in one student-focused survey said they were “extremely likely” to vote in the next election, yet they simultaneously expressed doubts that their votes make a difference. Several wrote candidly that voting felt like “choosing between people we don’t want” or that politics was “too much effort for too little impact.” Others emphasized that having better candidates or more transparent processes would motivate them. These voices reflect a fragile trust: young Hoosiers are motivated in principle but hesitant in practice (Roof, 2025).


The pathway to greater trust lies not in rhetoric alone but in structural reforms and civic reinforcement. Transparent ballot processes, prompt communication about errors and cures, and consistent poll-worker training foster confidence. Nonpartisan information hubs, whether through state agencies, universities, or community organizations, help counter misinformation and demonstrate that elections are designed to empower, not exclude.

## References

- Brennan Center for Justice. (2023). Automatic voter registration: State impact report.
- Center for Election Innovation & Research. (2023). Automatic voter registration in the states: Evidence and impact.
- County Health Rankings. (2024). National findings report. University of Wisconsin Population Health Institute.
- Indiana Bar Foundation, & National Conference on Citizenship. (2021). Indiana Civic Health Index.
- Indiana Bar Foundation, & National Conference on Citizenship. (2023). Indiana Civic Health Index.
- Indiana Bar Foundation, & National Conference on Citizenship. (2024). Indiana civic health indicators: Toplines and ranks (CPS 2024 Voting & Registration Supplement) [Working materials].
- Indiana Bar Foundation, & National Conference on Citizenship. (2025). Voting and voter registration: Draft subgroup findings [Working document].
- Indiana Code. (2024). Title 3, Article 7: Voter registration. Indiana General Assembly.
- Indiana Young Perceptions on Voting Survey. (2024). Findings report.
- McGhee, E. (2021). Registering the electorate: Automatic registration in the United States. *Election Law Journal*, 20(2), 173–189.
- MIT Election Data and Science Lab. (2023). The state of voter registration systems: Trends and best practices.
- MIT Election Data and Science Lab. (2024). Evaluating automatic voter registration: Updates and outcomes.
- National Conference of State Legislatures. (2025). Automatic voter registration.
- National Conference on Citizenship. (2024). State civic health reports index.
- North Carolina Campus Engagement. (2024). North Carolina Civic Health Index.
- Roof, D. J. (2025, September 15). Indiana Young Adult Voting Perceptions Survey: Qualitative Findings Report. Unpublished survey dataset. Ball State University, Center for Economic and Civic Learning.
- U.S. Census Bureau. (2025). Voting and registration in the election of November 2024: Current Population Survey.
- U.S. Department of Justice, Civil Rights Division. (2024). The National Voter Registration Act of 1993 (NVRA): Implementation and enforcement.
- Vitalyst Health Foundation. (2023). Strengthening civic health in Arizona: Voting and civic engagement.

# COMMUNITY AND CITIZENSHIP A PARTNERSHIP FOR THE FUTURE

by Dr. Ellen Szarleta, Indiana University Northwest



Civic health isn't just voting, though it is one of the most measured and obvious ways to indicate civic participation. But civic health expands into society and our communities. It's characterized by our social connectedness and our community engagement. It's the way we want our local community to grow together, raising us all for a quality common good. It's why we give to local charities. It's why we participate in places of worship and our children's schools. It's why the local ice cream stand supports the community youth baseball league. Growing our civic health is not only about getting to the ballot box. It's about respect and community.

This looks at and will help us to understand findings on community and social engagement from various sources—including recent survey data, past Indiana Civic Health Index reports, policy documents, and research—to propose actionable strategies that align civic health with economic development, housing, and inclusive engagement. Indiana's Civic Health Index reveals persistent challenges in voter turnout, civic education, and community engagement. A close examination of more than a decade of civic indicators reveals that Indiana continues to rank low nationally in key civic indicators.

## Key Insights: Community Connectedness and Political Involvement

Hoosiers—as citizens and as communities—want to understand how we participate in our democracy in ways that are more than just voting. Key insights are gained by examining social and community connectedness, civic awareness, and action, incorporating new data, building on past research, and using research to develop strategies for action.

Social connectedness—the sense of belonging and trust within a community—is not just a personal benefit; it is a structural element of civic engagement. When people feel connected, they are more likely to participate in civic activities like voting, volunteering, and community problem-solving. These behaviors strengthen democratic resilience and collective well-being.

Social connectedness is essential to building social capital. Social capital is the value we derive from relationships. It is the resources and benefits that come from connections, like trust, information, and support. Communities with strong social ties recover more quickly from crises. Businesses that develop strong networks benefit from innovation and growth. Individuals can experience career and personal benefits—opportunities that come through relationships. Connections make things happen.

In the absence of social capital or when it is low, there are significant costs to communities and individuals. Socially, there are increased levels of loneliness, which leads to higher healthcare costs. People experienced increased stress and weakened informal care networks. Civic engagement erodes; fewer individuals participate in groups, help their neighbors, and engage in community problem-solving. Isolation also grows, reducing the value, financial and otherwise, created by working together. The economic costs include lower economic growth, employment barriers, and, when trust erodes, less efficient government and business. (Glaeser, 2002) These costs are not insignificant. Trust improves efficiency and fosters investment. Ideas are generated, spread, and we are more resilient when social capital is present. (Glaeser, 2002)

The Indiana Civic Health Index examines measures of social connectedness because, along with other civic behaviors, e.g., voting, it is essential to civic systems. If connectedness is weak or disappears, then communities, states, and the country will struggle to address public challenges.

We begin by comparing Indiana's rank among the 50 states on social connectedness indicators using data from 2010 and 2023. This comparison provides a longer-run view of Indiana's performance from the inaugural release of the Indiana Civic Health Index in 2011 to the present time. In this report, we focus our attention on the following indicators of social connectedness: volunteering and helping neighbors.

## Indiana's Performance Relative to Other States

Metric	Earlier Rank	Recent Rank	Change
<b>Measures Showing Improvement (2010-2023)</b>			
Volunteering	32nd	19th	↑ +13 spots
Do favors for neighbors	43rd	28th	↑ +15 spots
Charitable giving	45th	32nd	↑ +13 spots
<b>Social Interactions (2017-2023)</b>			
Discuss issues with neighbors	18th	42nd	↓ -24 spots
Discuss issues with family/friends	12th	37th	↓ -25 spots
Hear from family/friends	12th	42nd	↓ -30 spots
<b>Political Involvement (2017-2023)</b>			
Post about politics on social media	2nd	39th	↓ -37 spots
Read/watch/listen about politics	8th	46th	↓ -38 spots
Voting in a local election	20th	44th	↓ -24 spots
Contacting a public official	24th	29th	↓ -5 spots
Attend a public meeting	27th	46th	↓ -19 spots

Note: Rankings among 50 states + DC

The research indicates that civic health surrounding social connectedness encompasses not only acts of kindness but also measurable indicators of how individuals engage with their communities and contribute to collective well-being. Leading scholars such as Molly Andolina, Constance Flanagan, David Horton Smith, and others have extensively studied civic engagement and consistently emphasize the role of volunteering and neighborly help as foundational behaviors. Their work shows that:

- **Volunteering is a gateway to broader civic participation.** It fosters empathy, builds social networks, and cultivates a sense of agency and responsibility. (Flanagan, 2003) (Jenkins, Andolina, Keeter, & Zukin, 2003) (Wray-Lake, DeHaan, Shubert, & Ryan, 2017)
- **Helping neighbors—often informal and unstructured—is a key expression of social capital.** It reflects trust, reciprocity, and community cohesion, which are essential for democratic resilience (Dang, Seemann, Lindenmeier, & Saliterer, 2021) (Wilson & Son, 2018)

Volunteering and helping neighbors are among the most visible ways in which Hoosiers participate civically. As a state, Indiana has performed well compared to other states. Indiana's rank among states improved for both measures.

- **Volunteering:** Rank improved by 13 spots, from 32nd (2010) to 19th (2023)
- **Do favors for neighbors:** Rank improved by 15 spots, from 43rd (2010) to 28th (2023)

Hoosiers also improved their rank on the measure of charitable giving, rising by 13 spots, from 45th to 32nd, over the period from 2010 to 2023. The improvement in ranks represents a move from the bottom half of all states to the top third or higher on these measures. As a state, social connectedness is on the rise, relative to other states. These foundational behaviors, as mentioned above, reflect the potential for improving civic participation.

In 2017, the Volunteer and Civic Engagement supplements of the Current Population Survey were combined into a new supplement—the Volunteering and Civic Life Supplement—which focused on social interactions, political involvement, and group membership. The analysis moving forward uses data from the revised supplement to compare 2017 and 2023.





When comparing Indiana's performance with other states on measures related to interactions with friends, family, and neighbors, a less optimistic outlook on civic engagement trends emerges. From 2017 to 2023, the indicators with worsening ranks include:

- **Discuss issues with neighbors: 18th to 42nd**
- **Discuss issues with family/friends: 12th to 37th**
- **Hear from family/friends 12th to 42nd**

Political involvement includes behaviors such as posting views, reading news, and attending public meetings. Hoosiers' political involvement also fell during this time.

- **Post about politics on social media: from 2nd to 39th**
- **Read/watch/listen about politics: 8th to 46th**
- **Voting in a local election: 20th to 44th**
- **Contacting a public official: 24th to 29th**
- **Attend a public meeting: 27th to 46th**

The decline in trust and the associated consequences are not unique to Indiana. The percent of people in the United States who say that most people can be trusted fell from 46% in 1972 to 34% in 2024. (Silver, et al., 2025) It could be expected that social interactions and political involvement would decline in these circumstances. However, Indiana is also declining relative to other states. Compared with other states, Indiana's civic engagement is declining more substantially.

The silver lining is that Indiana is taking stock and recognizing opportunities for improvement going forward. Indiana's Civic Health Index provides the current ranking and participation rates. We are identifying negative trends and, with additional information such as civic trends among stakeholder groups, we can prioritize and target actions that will lead to improvements.

## A Closer Look through the Lens of Stakeholder Groups: 2017-2023

Our analysis above compared civic data from 2010 and 2023 at the state level. A more nuanced understanding of Indiana's civic health emerges from examining indicators for various stakeholder groups. Subgroup data were available from 2017 to 2023. This section compares civic indicators for various subgroups for the 2017 to 2023 period. The subgroups identified populations by gender, age, income, educational attainment, employment status, and geography (rural, urban, and suburban).

As previously noted, volunteering and working with neighbors are strengths in Indiana in both the long run (2010-2023) and the short run (2017-2023) for these indicators. The pattern that emerges is one of consistent improvement. In the short run, during the 2017 to 2023 period, improvements in rank continued. The State of Indiana:

- **Volunteering rank got better from 20th to 19th**
- **Working with neighbors rank markedly improved from 39th to 23rd**

The spirit of volunteerism is better understood by examining trends among stakeholder groups. In fact, the state-level improvements in volunteering-related activities are supported by participation from specific subgroups. We look at participation rates (percentages) to gain insight into the trends within and across subgroups.

Volunteering by Millennials increased by 8.5% during this period, and there was a slight increase of 0.6% among males. In addition, virtually all subgroups reported a higher percentage of individuals working with neighbors. The Hoosier volunteer spirit is alive and well and can be harnessed to drive civic engagement in a positive direction in the future.

### Volunteering and Giving: Age 2017 and 2023 Comparison

Indicator	Millennial <sup>1</sup>			Gen X <sup>2</sup>			Baby Boomer <sup>3</sup>			Silent and Long Generation <sup>4</sup>	
	2017	2023	Percent change for millennials	2017	2023	Percent change for Gen X	2017	2023	Percent change for Baby Boomers	2017	2023
Volunteering	27.5%	36.0%	8.5%	40.1%	36.4%	-3.7%	37.9%	33.4%	-4.5%	28.8%	**
Donations to Political Organization (\$25 or more)	4.3%	3.8%	-0.5%	11.6%	3.4%	-8.2%	13.9%	7.5%	-6.4%	13.5%	**
Donations to Charitable or Religious Organization (\$25 or more)	45.6%	47.0%	1.4%	64.6%	51.4%	-13.2%	63.0%	62.2%	-0.8%	76.2%	**

<sup>1</sup> Millennials: Born 1981-1996 (ages 21-36 in 2017, 27-42 in 2023)

<sup>2</sup> Gen X: Born 1965-1980 (ages 37-52 in 2017, 43-58 in 2023)

<sup>3</sup> Baby Boomers: Born 1946-1964 (ages 53-71 in 2017, 59-77 in 2023)

<sup>4</sup> Silent and Long Generation: Born 1945 and earlier (ages 72+ in 2017, 78+ in 2023)

\*\* Data not available or sample size too small for reliable estimate

We can examine our connections to friends, family, and neighbors, as well as our political involvement within subgroups. From 2017 to 2023, the results offer insight into changes in Indiana's civic space. It is too early to say if these changes indicate trends, but the information can be used to generate discussion and inform next steps.

In relation to our connections to friends, family, and neighbors, we observe:

- **Our frequency of contact with family and friends decreased across most subgroups**, with larger declines reported among males (-8.5%), those earning between \$35,000 and \$49,000 (-16.9%), over \$75,000 (-8.0%), and those living in urban (-7.8%) and rural (-7.6%) areas.
- **A marked decrease occurred across all subgroups in social interaction**, i.e., discussing political and societal issues with family and friends. Generation X and Baby Boomers experienced some of the most significant declines.
- **Talking with neighbors decreased across most subgroups as well**. Millennials, however, frequently talked with or spent time with neighbors at an increasing rate, i.e., 7.2%
- **Doing favors for neighbors had mixed results**. An increase in the percentage participating in this activity occurred for all groups except for females (-0.4%), those with some college (-5.1%), those making less than \$35,000 (-5.4%), those making more than \$75,000 (-0.8%), and those living in rural areas (-6.6%).

Interactions with Family, Friends, and Neighbors									
2017 to 2023 Comparison by Educational Attainment									
	High School			Some College			Bachelor's Degree or Higher		
	2017	2023	Percent Change	2017	2023	Percent Change	2017	2023	Percent Change
How often did you hear from or spend time with family/friends? - Frequently	85.2%	77.8%	-7.4%	86.0%	80.0%	-6.0%	88.8%	89.0%	.2%
Discuss political, societal or local issues with family or friends - Frequently	39.2%	22.1%	-17.1%	41.4%	31.7%	-9.7%	56.5%	35.9%	-20.6%
Talk with or spend time with neighbors - Frequently	33.5%	28.2%	-5.3%	40.0%	28.1%	-11.9%	31.4%	27.6%	-3.7%
Discuss political, societal or local issues with neighbors - Frequently	7.6%	5.5%	-2.1%	11.5%	7.2%	-4.3%	11.8%	6.2%	-5.5%
Doing favors for neighbors	9.4%	12.0%	2.6%	16.4%	16.4%	-5.1%	5.6%	8.4%	2.8%
Work with neighbors to do something positive for neighborhood or community (percent Yes)	14.5%	18.2%	3.7%	23%	23.0%	.7%	24.2%	33.8%	9.6%

In terms of political involvement, declines in participation affected virtually every group, albeit in different ways. Generally, we observed decreased participation in posting online, consuming news, voting in local elections, attending public meetings, contacting public officials, and joining groups. Boycotting rates, however, increased across most subgroups, with the most significant increases among millennials (10.9%) and those earning \$35,000 to \$49,999 (16.7%).

#### Political Involvement: 2017 to 2023 Comparison for Multiple Subgroups – Percentage Change

	Age			Educational Attainment			Income Level			
	Millennials	Gen X	Baby Boomers	High School	Some College	Bachelor's Degree or Higher	Less than \$35,000	\$35,000 to \$49,999	\$50,000 to \$74,999	\$75,000 or more
How often did you post your views about political, societal, or local issues on the internet or social media? - Frequently	-7.8%	-9.7%	-6.1%	-3.6%	-4.7%	-11%	-8.3%	-7.1%	-1.1%	-9.5%
How often did you read, watch, or listen to news or information about political, societal, or local issues? Frequently	-21.3%	-26.6%	-8.5%	-26.7%	-19.6%	-14.9%	-20.0%	-12.4%	-24.9%	-29.6%
Vote in the last local election – (percent yes)	1.7%	-5.4%	-6.7%	-7.4%	-4.8%	-13.1%	7.7%	-16.1%	-16.0%	-16.3%
Attend a public meeting – (percent yes)	5.0%	-4.3%	-11.9%	-3.4%	-7.7%	-4.9%	-4.0%	-6.5%	-6.2%	-5.4%
Contacted or visited a public official (percent yes)	0.6%	-0.6%	-7.8%	-0.4%	-3.9%	-9.2%	-3.8%	-3.2%	-5.2%	-6.8%
Bought or boycotted a product or service (percent yes)	10.9%	7.8%	6.8%	7.6%	8.6%	3.4%	2.5%	16.7%	-2.9%	3.6%

Some notable patterns bear further investigation and continued monitoring. The political participation rates fell most significantly across groups for the frequency of reading, watching, or listening to news or information about political, societal, or local issues. For 2017 to 2023, double-digit declines occurred for males (-19.9%), females (-26.1%), Millennials (-21.3%), Generation X (-26.6%), high school graduates (-26.7%), some college (-19.6%), college graduates (-14.9%), all income levels, and in all urban and suburban, but not rural areas.

Females generally saw larger decreases in civic engagement indicators than males. Millennials and Generation X experienced the most significant declines in volunteering, political involvement, and group participation. Larger decreases in charitable giving occurred among higher-education and higher-income groups. Finally, urban and suburban areas experienced declines in more civic indicators than rural areas.





In sum, the data indicate that social connectedness and political involvement, as measured by the Civic Health Index, are on the decline in Indiana. We do not know if this is a long-term trend. However, a concerted effort is needed to determine why participation rates during this period have fallen so dramatically. More minor changes in participation, for example, 1%, are of much less concern than those that exceed 10% or even 20% in a negative direction. These significant declines in participation percentages and state rank over a shorter time frame suggest that the fundamental building blocks of our civic health are at risk. When examining this timeframe, an underlying question remains: how did the COVID pandemic impact our societal norms? What we are observing might be the trend toward the new normal, or with a few more years of study, we might find ourselves returning to the previous ways and norms.

## Conclusion and Strategic Directions

Indiana's civic health is both a reflection of and a pathway to stronger communities. Strong communities make for satisfied citizens, stronger economies, and happier lives. Aligning our strategies to improve civic health with our understanding of where we are and a vision for improved health is critical. Our commitment to understanding civic health in Indiana is unprecedented, but our actions need to be better aligned with what residents are doing. Instead of improvements, we are seeing a decline in civic engagement, which will lead to a less resilient, weaker participatory democracy, as well as lower levels of economic development.

Below are some suggestions for collaborative action among policymakers, educators, civic leaders, and residents. Community residents and leaders can and should be integral to the process of building local civic health and supporting improvements in Indiana. Building our civic infrastructure at the local level is a necessary condition for fostering trust and simultaneously economic development. We have made strides, particularly in youth civic education, and these initiatives should continue to receive strong backing. We have not focused on those who are equally important—the remaining subgroups, all of which play a role in our state's civic health.

## **The Future of Civic Engagement in Indiana**

### **Integrate Civic Health Metrics into Policy**

We need to recognize that policy choices in other sectors impact our civic health. We can connect civic indicators to policy decisions across housing, education, and economic development. Investments should be made throughout the state, but identifying those areas with substantial social capital for pilot projects could lead to more efficient and effective strategies and improved outcomes.

#### **Revitalize Community Infrastructure**

Community-led, private-public initiatives, and collaborative approaches to improving a community's quality of life also support civic trust. They restore residents' sense of belonging and their faith in local institutions' ability to produce stated outcomes. The visible and tangible improvements are evidence of the value of working together and the unique role that public and nonprofit institutions play in residents' lives. Parks, libraries, trails, Main Streets, town squares, museums, cultural centers, theaters, senior centers, and sports fields are all forms of community infrastructure that enhance our sense of belonging, which builds our civic health and connectedness.

#### **Expand Civic Awareness Across Lifespans**

Partner to improve civic awareness for all ages, with a focus on adults. It is essential to continue the important and successful work of K-12 civic education, but civic awareness is also lifelong learning. (Lo, 2017) Residents' views of civic participation change over their lifetimes, and they often seek to redefine their role—e.g., running for office or volunteering—as they age. (Flanagan & Levine, Civic Engagement and the Transition to Adulthood, 2010) Knowledge of the opportunities and importance of remaining civically aware is essential to a populace that seeks to participate in all forms of civic engagement. (Wray-Lake & Ballard, Civic Engagement across Adolescence and Early Adulthood, 2023)

#### **Leverage Higher Education Partnerships**

As noted by the Higher Learning Commission (HLC), colleges and universities educate graduates who will impact broader society in lasting and transformative ways. (Commission, 2025) There are various ways universities support students in their civic journey, including student-led projects. (McCartney, Bennion, & Simpson, 2013)

A May 2024 survey of HLC institutions revealed an important truth: universities help equip students with the knowledge, skills, and practical experience that will support them in their pursuit of successful careers across all sectors. (Commission, 2025) These experiences also form a foundation for their future participation in volunteer activities, charitable giving, and group participation.

A public higher education partnership that supports faculty-student research and community service is an investment in Indiana's civic future. It leverages students' and faculty's knowledge, combined with community knowledge, to transform civic awareness and participation throughout the state. Our public institutions are the backbone of higher education in Indiana, serving all regions of the state.

#### **Use Deliberative and Dialogic Models**

Deliberative democracy models (Levine, 2024) improve civic agency and policy responsiveness. These structured dialogues provide a safe space for residents to discuss complex issues, to reduce conflict, build community, and lead to better understanding and decision-making. When residents engage in reasoned dialogue and collaborative problem-solving, they can share their experiences and hear others' viewpoints. (McCartney, Bennion, & Simpson, 2013)

This form of dialogue has been used in Indiana and has shown value. Residents who have been introduced to their form of dialogue often leave with a heightened sense of the need to listen and engage. Indiana's decline in rank and participation on key indicators of engagement with friends, family, and neighbors requires a closer look at how to support residents as they seek to engage, and at how to re-engage those who have left the conversation.



In sum, these options are but a few that can be customized to fit every community in Indiana. Taking the next step to develop and implement key initiatives, including pilot projects that advance lifelong civic learning, civic knowledge, and action, will significantly improve our well-being. We will have to commit to learning how to participate in meaningful and constructive ways. It will be a long-term commitment for the betterment of Indiana's civic health.

## References

- Commission, H. L. (2025, October 28). Civic Engagement Momentum Building at HLC Institutions. Retrieved from Higher Learning Commission: <https://www.hlcommission.org/learning-center/news/civic-engagement-momentum-building-at-hlc-institutions/>
- Dang, L., Seemann, A.-K., Lindenmeier, J., & Saliterer, I. (2021). Explaining civic engagement: The role of neighborhood ties, placement attachment, and civic responsibility. *Journal of Community Psychology*.
- Flanagan, C. (2003). Developmental Roots of Political Engagement. *Political Science & Politics*, 257-261.
- Flanagan, C., & Levine, P. (2010). Civic Engagement and the Transition to Adulthood. *The Future of Children*, 159-179.
- Government, U. S. (2010). Current Population Survey: Civic Engagement and Volunteering Supplement. Washington, DC.
- Hannon, M. (2022). Public discourse and its problems. *Politics, Philosophy & Economics*, 336-356.
- Jacobs, L., Cook, F. L., & Carpini, M. X. (2009). *Talking Together: Public Deliberation and Political Participation in America*. Chicago: University of Chicago Press.
- Jenkins, K., Andolina, M., Keeter, S., & Zukin, C. (2003). Is Civic Behavior Political? Exploring the Multidimensional Nature of Political Participation. Chicago: Presented at Annual Meeting of the Midwest Political Science Association.
- King, B., & Hale, K. (2016). *Why Don't Americans Vote: Causes and Consequences*. Santa Barbara: ABC-CLIO.
- Lo, J. C. (2017). • Empowering young people through conflict and conciliation: Attending to the political and agonism in democratic education. *Democracy & Education*, 1-9.
- McCartney, A. R., Bennion, E., & Simpson, D. (2013). *Teaching Civic Engagement: From Student to Active Citizen*. Washington, D.C.: American Political Science Association.
- National Research Council. (2014). *Civic Engagement and Social Cohesion: Measuring Dimensions of Social Capital to Inform Policy*. Washington, D.C.: National Academies of Press.
- Ruxton, M., & Saunders, K. (2016). Declining Trust and Efficacy and Its Role in Political Participation. In B. King, & K. Hale, *Why Don't Americans Vote? Causes and Consequences* (pp. 1-10). Santa Barbara: ABC-CLIO.
- United States Government. (2023). Current Population Survey. Washington, D.C.
- Wilson, J., & Son, J. (2018). The Connection between Neighboring and Volunteering. *City and Community*, 720-736.
- Wray-Lake, L., & Ballard, P. (2023). Civic Engagement across Adolescence and Early Adulthood. In L. Crockett, G. Carlo, & J. Schulenberg, *APA Handbook of Adolescent and Young Adult Development* (pp. 477-497). American Psychological Association.
- Wray-Lake, L., DeHaan, C., Shubert, J., & Ryan, R. (2017). Examining Links from Civic Engagement to Daily Well-Being from a Self-Determination Theory Perspective. *Journal of Positive Psychology*, 166-177.

# HOOSIER YOUTH AND CIVICS BUILDING CIVIC HEALTH FOR OUR YOUNG CITIZENS

by Dr. Stephanie Serriere, Indiana University Columbus



Youth civic health is foundational to fuller civic participation and the long-term vitality of Indiana's democratic institutions. If civic health is understood as "the way that communities are organized to define and address public problems," then youth must be actively included in that equation (Indiana Bar Foundation, 2023). Civic engagement is not an innate skill—it must be cultivated early through both in-school and out-of-school experiences that allow young Hoosiers to engage in respectful dialogue, listen to differing opinions, and find common ground to address shared challenges (Indiana Bar Foundation, 2023). Supporting youth in these practices ensures they are not only invited into civic spaces but also valued in these spaces in ways that will motivate them to respond to the public policies that shape their daily lives. Research shows that civic education (which can be focused on knowledge and/or skills) and civic engagement (focused on action) are mutually reinforcing, and that robust youth civic health is linked to stronger community well-being and democratic participation (Kahne & Sporte, 2008). With this goal in mind, this section of the report identifies both areas of strength and opportunities for growth in the civic health of Indiana's youth—critical indicators of the state's future civic trajectory.

## Civic Programs for Hoosier Youth are a Strength

Organizations can serve as vital platforms for citizens to address local issues, express concerns, and collaborate for the common good. Structured civic programs—such as youth councils and philanthropy initiatives—have been shown to foster sustained civic engagement, including increased charitable giving, even years after participation (Flanagan & Levine, 2010). To build a healthier civic culture, mechanisms for youth participation should be embedded into the fabric of every town and city. In these mechanisms, it is essential to prioritize youth voices and concerns, ensuring that young people are meaningfully involved in decision-making processes rather than being included superficially in a tokenistic manner (UNICEF Office of Research – Innocenti, 2021).

Indiana offers a diverse landscape of civic opportunities for young people. These range from leadership and service councils to government simulations and grassroots community organizations. For example, several cities in Indiana, from Mishawaka to Westfield to Evansville, have established Mayor Youth Councils to engage young residents in civic activities and provide them with opportunities to contribute to their communities.

Other exemplar civic opportunities across the state include, but are not limited to:

- **The Indiana Bar Foundation** continues to administer the We the People: The Citizen and the Constitution program for Indiana students, helping them learn about government, history, and social studies. The program aligns with state academic standards and is implemented in elementary, middle, and high school classrooms. More than 10,000 students are impacted by some aspect of We the People each year. According to a national study on the program's impact (Owen, Hartzell, & Sanchez, 2020), middle and high school students demonstrated significant gains in both civic knowledge and civic dispositions, such as staying informed about politics and government. In addition to We the People, the Indiana Bar Foundation also oversees a Mock Trial program, which immerses students in simulated courtroom experiences to help them develop legal reasoning, public speaking, and teamwork skills while deepening their understanding of the justice system. [www.inbarfoundation.org/we-the-people/](http://www.inbarfoundation.org/we-the-people/); [www.inbarfoundation.org/mock-trial/](http://www.inbarfoundation.org/mock-trial/)
- **iEngage Youth Civic Empowerment Institute** (IU Columbus): This ongoing summer civics institute is free for 5th–9th-graders, uses a civics inquiry model where youth research local issues, meet civic leaders, play educational games, and present advocacy projects. Reaching over 100 youth each summer, the camp includes college readiness sessions, a community fair, and a culminating showcase. <https://columbus.iu.edu/education/iengage/index.html>



- **Indiana YMCA Youth & Government (INYaG):** High school and middle school students (grades 6–12) can participate in simulated legislative, judicial, and media programs. Regional delegations lead up to a statewide conference at the Indiana Statehouse in February. Participants develop bills, debate public issues, and experience democratic processes firsthand. [www.indianaymcas.org/youth-and-government-program](https://www.indianaymcas.org/youth-and-government-program)
- **Mayor's Youth Leadership Council (MYLC)** – Indianapolis: Open to rising juniors and seniors in Marion County, this group advises the mayor and local officials, meets monthly from August to May, and engages in service projects and policy discussions. It's a hands-on way to impact city decisions and develop leadership skills. <https://mccoyouth.org/mylc/>
- **South Bend Youth Task Force / Youth Advisory Councils:** High school students in South Bend (grades 9–12) can join municipal task forces or advisory councils to lead civic advocacy, engage with city stakeholders, and shape policy around community concerns through guided training in civic leadership and policy writing. <https://southbendin.gov/departments/youth-advisory-council/>
- **Net Literacy:** A youth-led, mentor-supported nonprofit based in Indianapolis that educates computer literacy, runs training programs, and engages in community service such as building nonprofit websites and recycling electronics—all managed by youth in board roles. <https://netliteracy.org>
- **Foster Success Indiana – Indiana Foster Youth Alliance (IFYA):** Teens and young adults with foster care experience can join IFYA (formerly IYAB), offering leadership, advocacy, and community-impact through board membership, quarterly meetings, and L.E.A.D. personal development programs. <https://fostersuccess.org/youth-engagement/>
- **Aim Youth Councils Network:** Supporting youth advisory councils in cities and towns statewide, Aim facilitates leadership training and networking for municipal youth councils, promoting youth influence in local decision-making across Indiana. [aimindiana.org](http://aimindiana.org)
- **Center for Leadership Development (CLD)** – Indianapolis: CLD offers volunteer and mentorship opportunities in programs such as self-discovery, career exploration, the Imani Book Club, college prep, and role modeling for minority youth. Volunteers support students from grades 4–12 with literacy, mentorship, and academic preparation. <https://cldinc.org>
- **Indiana Legislative Youth Advisory Council (ILYAC)** is a legislatively established body supported by the Indiana Bar Foundation, created to advise the Indiana General Assembly on issues impacting youth across the state. The Council provides insight and recommendations on a wide range of topics, including education, employment, youth civic engagement, public safety, substance abuse prevention, foster care, poverty, homelessness, and access to state and local services. [www.inbarfoundation.org/indiana-legislative-youth-advisory-council/](http://www.inbarfoundation.org/indiana-legislative-youth-advisory-council/)
- **Indiana Kids Election:** Building on the success of its 2022 pilot involving 15–22 schools and over 2,100 student votes, the Indiana Bar Foundation expanded the Indiana Kids Election statewide in 2024. The initiative reached 165 schools and engaged more than 18,000 students. Participating classes received Indiana-developed lesson plans, access to a virtual voting simulation, and physical materials such as class pennants, wristbands, “I Voted” and American flag stickers. 2024’s mock ballot featured real candidates—including those for U.S. President, Governor, U.S. Senate, and Attorney General. <https://www.inbarfoundation.org/indiana-kids-election/>
- **Indiana Civics Bee** is supported by local, state, and national chambers of commerce, the Indiana Civics Bee engages middle school students in a series of local competitions that culminate in a statewide event. In its inaugural year, 2024, and continuing into 2025, 12 finalists each year advanced from regional competitions put on by local chambers of commerce to the state Bee. They participated in a quiz bowl-style competition and delivered speeches on how to improve their communities. [www.indianachamber.com/national-civics-bee/](http://www.indianachamber.com/national-civics-bee/)
- **Hoosier Hall Pass** is a statewide initiative from the Indiana Secretary of State’s office that gives students an inside look at Indiana’s electoral process by having 16- and 17-year-old students work as poll workers on Election Day. They get an opportunity to learn about democracy, actively participate in their community, and work to support free and fair elections in Indiana. <https://www.in.gov/sos/elections/voter-information/voters-rights/voting-systems-in-indiana/hoosier-hall-pass/>

Indiana offers a robust and growing landscape of youth civic learning and engagement opportunities, supported by schools, nonprofits, local governments, and statewide organizations. These programs equip young people with the knowledge, skills, and platforms to actively participate in their communities and influence public decision-making. While these examples highlight the strength and diversity of Indiana's youth civic ecosystem, additional local and regional initiatives not listed here also contribute meaningfully to developing informed and engaged citizens across the state.

Civics for teachers and teacher education: Several initiatives in Indiana support civics education in K-12 contexts and teacher education:

- **CREATE250** (Civic Renewal through Education for Agency, Tolerance, & Engagement) – Led by Ball State University's Center for Economic and Civic Learning (CECL), CREATE250 is a new three-year, statewide initiative expanding the successful CREATE model to Title I schools across Indiana (2025–2028). This project will build teacher capacity in U.S. history and civics through immersive seminars, a Summer Civic Learning Academy, field studies, and year-round Communities of Practice, scaling toward 1,000 educators. Early results from the Muncie Community Schools pilot showed dramatic gains in civic knowledge (e.g., proficiency rising from the 30s–40s to the 70s–80s across grades) and stronger civic dispositions, supported by 7,000+ hours of high-quality professional development and 12 of 13 benchmarks exceeded. CREATE250 carries this evidence-based model statewide with cross-district mentoring, and a Semiquincentennial showcase of student civic work. Anchored in nonpartisan collaboration, CREATE250 partners with the Indiana Bar Foundation. CREATE250 will advance civic readiness and celebrate America250, emphasizing foundational American values of liberty and shared responsibility. Through a collective effort, CREATE250 will strengthen Indiana's civic learning infrastructure statewide. <https://www.bsu.edu/academics/centersandinstitutes/cecl/create>
- **James F. Ackerman Center for Democratic Citizenship** is embedded within Purdue's College of Education and empowers K–12 and community educators with civic education programs and resources that inspire active, informed citizenship. From support for Indiana's required 6th-grade civics course and Project Citizen initiatives to interactive Constitution Day events and the expansive Library of Liberty resource collection, the Center cultivates civic knowledge, skills, and engagement across classrooms and communities. <https://education.purdue.edu/research/centers-and-institutes/ackerman-center/>
- **Center on Representative Government** (CoRG) – Based at Indiana University, CoRG is a key civic education resource for K–12 educators. Through professional development opportunities and a suite of free digital resources—including Engaging Congress, CitizIN, and Freedom Summer—the Center provides multimedia tools, lesson plans, and workshops that strengthen civic understanding and engagement. [corg.iu.edu](http://corg.iu.edu)
- **Effective support** for both pre-service and practicing teachers is essential to strengthening civic education in Indiana. With the introduction of the new 6th-grade civics course in 2023, educators have increasingly turned to a variety of resources—including those provided by the Indiana Bar Foundation—to enhance their teaching and better engage students in civic learning.
- **Two recent Indiana educational reforms**, the introduction of new high school diploma seals and the passage of Senate Enrolled Act 211, aim to enhance civic education and engagement among students. The diploma seals, effective for the Class of 2029, allow students to earn recognition in areas such as enrollment, employment, or enlistment and service, with “honors plus” options emphasizing skill development and work-based learning. Additionally, the Enlistment and Service seal recognizes students who are either preparing for military enlistment through programs like JROTC and ASVAB testing, or demonstrating a commitment to civic and public service through volunteerism, service-learning, or career preparation in fields such as public safety, government, or nonprofit work. Senate Enrolled Act 211, signed into law in March 2024, establishes an “Excellence in Civic Engagement” designation for high school students, to be reflected on transcripts. This designation recognizes students who demonstrate proficiency in civics through coursework, volunteerism, and project-based learning. Additionally, Senate Enrolled Act 211 calls for the recognition of a school as a civic-engaged school, showcasing how civics is showcased throughout the entire learning experience. Together, these initiatives are designed to foster a more engaged and civically informed student body, preparing them for active participation in democratic processes.

## Youth Voting by the Numbers

The Hoosier high school graduating class of 2024 achieved the highest state graduation rate on record, with 90.23% of Indiana students graduating—up from 88.98% in 2023 (Indiana Department of Education, 2024). Despite this educational milestone, civic participation tends to differ significantly between younger and older adults. Generally, younger age groups engage less frequently in civic behaviors such as volunteering, interacting with family, friends, and neighbors, political involvement, group membership, and, not surprisingly, based on Indiana’s age 18 voting age, voting or registration. According to Civic Health Index data, Indiana youth only score higher than older adults in two specific areas, highlighting ongoing challenges in fostering sustained civic engagement among younger populations.

	Age 16-29	Age 30+
Discuss political, societal or local issues with family or friends - Frequently	30.6%	26.6%
How often did you post your views about political, societal or local issues on the internet or social media? - Frequently	8.8%	2.2%
Talk with or spend time with neighbors - Frequently	16.6%	29.0%
Work with neighbors to do something positive for neighborhood or community (percent Yes)	13.5%	25.4%
How often did you read, watch or listen to news or information about political, societal or local issues? - Frequently	40.7%	62.0%
Attend a public meeting (percent Yes)	4.6%	8.6%

Younger Subgroups (Ages 16–29) Are Significantly More Likely To:

- Discuss political, societal, or local issues with neighbors
- Share their views on political, societal, or local issues via the internet or social media

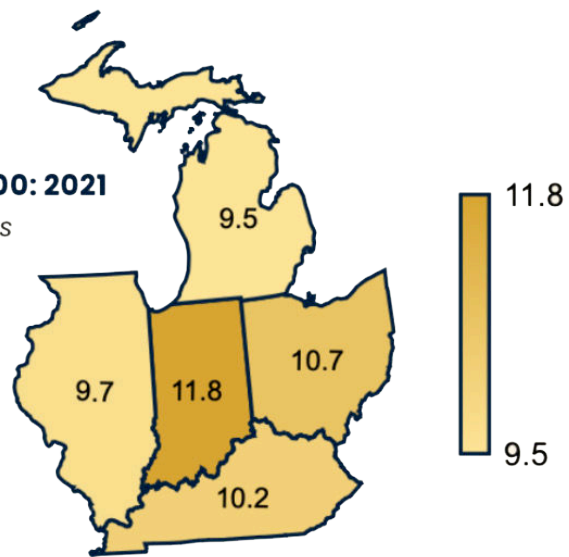
However, Younger Subgroups (Ages 16–29) Are Considerably Less Likely To:

- Collaborate with neighbors on positive neighborhood or community projects
- Attend public meetings
- Consume news or information related to political, societal, or local issues through reading, watching, or listening
- Engage in informal social interactions, such as talking with or spending time with neighbors

These patterns suggest that while younger adults (ages 16–29) are actively engaging in political and social discussions online and within their immediate social circles, they participate less in traditional, community-based civic activities such as attending public meetings or collaborating with neighbors. This shift highlights a move toward digital and conversational forms of civic engagement but also points to potential gaps in face-to-face community involvement and information consumption. Addressing these gaps could strengthen local connections and foster a wider range of types of civic participation among young people.

### Social Associations per 10,000: 2021

Source: County Health Rankings



Indiana Youth Institute's (IYI) data on youth underscores the importance of social associations—civic, political, religious, sports, and professional organizations—as vital components of community life. These associations are not merely extracurricular activities; they are foundational to building social capital, which refers to the quality and quantity of interpersonal relationships within a community. Strong social capital fosters trust, cooperation, and a sense of belonging, all of which are essential for a healthy civic life. Engaging youth in these associations can cultivate a generation that is not only informed but also actively participates in democratic processes, thereby enhancing the overall civic health of Indiana communities. Relevant highlights from the IYI 2025 databook include:

- **Collective engagement and social associations:** Social Associations: Indiana scores 11.8 on social associations, which is higher than neighboring states.
- **Extracurricular Participation:** Three in four Hoosier children aged 6 to 17 participated in extracurricular activities during 2022–2023, matching the national average of 74.3%.
- **Sports Involvement:** 57.1% of children in this age group took part in sports teams or lessons outside of school hours, exceeding the national average of 54.6%. These activities help develop civic skills related to group participation and working for the common good.
- **Clubs and Organizations:** 48% of children aged 6 to 17 joined clubs or organizations after school or on weekends, slightly above the national average of 46%.
- **Extracurricular Availability:** In 2024, 91.6% of students in grades 7–12 reported that their schools offered a variety of extracurricular options, such as sports, clubs, or other activities outside class, a slight decline from 92.4% in 2022 (p. 22).
- **Other Organized Activities:** 39.6% of children aged 6 to 17 participated in activities like music, dance, language, or arts lessons, which is below the national average of 42.4%.
- **Parental Education and Participation:** Children whose parents have a high school diploma or GED are over six times less likely (30.8%) to participate in any extracurricular activities compared to those whose parents hold a college degree or higher (89.8%).

Indiana has strong participation rates in extracurricular activities and social associations, which are foundational for developing civic skills. However, disparities tied to parental education and lower involvement in arts and other organized activities highlight opportunities to expand and diversify civic engagement offerings. To promote more balanced opportunities for youth of all economic backgrounds, Indiana should prioritize increasing access to a broader range of extracurricular programs—especially in communities where participation is lagging. Focused outreach and support for families with lower educational attainment could also help reduce barriers to involvement.



In addition to these data, research from CIRCLE and the Afterschool Alliance (2025) also underscores that young people thrive civically when supported by a full ecosystem for engagement. To strengthen this ecosystem in Indiana, we offer some final considerations to support best practices for civically healthy youth:

- Access and exposure through continual layers of civic learning in and out of schools throughout their lifespan.
- Supportive and accessible civic infrastructure that helps all youth grow into active, informed citizens—such as local community-based organizations, youth-led initiatives, and meaningful youth inclusion in city, county, and school decision making.
- Within these, there must be an intentional creation of a culture for belonging and youth voice, where all young people understand that they are valued participants in decision-making—to build confidence and efficacy.

By broadening opportunities and building this comprehensive civic ecosystem, Indiana can cultivate civic skills and engagement across all youth, fostering a more inclusive and active next generation of Hoosiers.

## References

- CIRCLE & Afterschool Alliance. (2025, August). Improving communities through youth civic engagement in afterschool settings. Tufts University, Jonathan M. Tisch College of Civic Life. [https://afterschoolalliance.s3.amazonaws.com/documents/CivicEngagementReport2025\\_FIN.pdf](https://afterschoolalliance.s3.amazonaws.com/documents/CivicEngagementReport2025_FIN.pdf)
- Flanagan, C., & Levine, P. (2010). Civic engagement and the transition to adulthood. *The future of children*, 159-179.
- Indiana Bar Foundation & Indiana University Center for Representative Government. (2023). 2023 Indiana Civic Health Index. <https://www.inbf.org/Civic-Education/Civic-Health-Index>
- Indiana Youth Institute. (2025). Indiana youth data book 2025: Key indicators and trends. Indiana Youth Institute. <https://www.iyi.org>
- Kahne, J., & Sporte, S. E. (2008). Developing citizens: The impact of civic learning opportunities on students' commitment to civic participation. *American Educational Research Journal*, 45(3), 738–766. <https://doi.org/10.3102/0002831208316951>
- Owen, D., Hartzell, K., & Sanchez, C. (2020). The James Madison Legacy Project: Evaluation Report. Civic Education Research Lab. [https://files.civiced.org/pdfs/research/JMLP\\_Final\\_Evaluation\\_Report.pdf](https://files.civiced.org/pdfs/research/JMLP_Final_Evaluation_Report.pdf)
- UNICEF Office of Research – Innocenti. (2021). The role of young people in building a fairer post-COVID world. Florence: UNICEF Office of Research.
- YMCA Youth and Government. (2023). YMCA Youth and Government - Wikipedia. Wikipedia. [https://en.wikipedia.org/wiki/YMCA\\_Youth\\_and\\_Government](https://en.wikipedia.org/wiki/YMCA_Youth_and_Government)



# CIVICS EDUCATION POLICIES IMPROVING CIVICS FROM THE GROUND UP

by Dr. Shawn Healy, iCivics



In 2009, retired Supreme Court Justice Sandra Day O'Connor founded iCivics out of concern about the state of civic knowledge in our country. Sixteen years later, the organization is the leading civic education provider in the country, serving more than half of all middle and high school students in all 50 states and DC. In 2018, iCivics formed the CivxNow Coalition to push for stronger K-12 civic education policies across the country. CivxNow publishes a State Policy Menu, now in its third edition. It provides a framework for states to strengthen K-12 civic education policies and fit them to their own unique geographic and political contexts.

Among the State Policy Menu recommendations are:

- Encouraging universal access to civic learning, including a year-long high school civics course, a semester-long course in middle school, and instructional time for civic learning in elementary grades;
- Centering civics in state instructional standards, and embedding them in state assessment and accountability systems;
- Investing in civics teachers' professional development in college and throughout their careers;
- Honoring students, schools, and districts for excellence in civic education through diploma seals and school and district recognition programs, respectively; and
- Providing resources to support implementation of these aforementioned policies to ensure fidelity at the classroom, school, and district level, and impact among students.

Since 2021, 33 states, including Indiana, have adopted at least one of the civic education policy recommendations aligned with the CivxNow State Policy Menu, totaling 50 policies updated in this four-year timeframe. Yet there remains significant room for progress across the national map. Each year, the CivxNow team conducts a 50-state plus DC policy scan, measuring state progress alongside the Policy Menu.

What follows is a side-by-side comparison of Indiana alongside its national peers.

Policy	Indiana	National (number of states with this policy)
Middle school civics course	Yes, one semester	5/51
High school civics course	Yes, one semester	37/51, including DC
Media literacy standards	Yes	39/51, including DC
Civics Assessment	Yes	29/51
Recognition program(s)	Yes	18/51
Serving learning	Yes	40/51, including DC
State civics funding	Yes	16/51
Teacher professional development	Yes	45/51, including DC



Indiana is clearly a national leader when it comes to civic education, requiring civics courses in both middle and high school, the former a product of a 2021 law. While Indiana's high school requirement is for one semester, six states (and soon seven with Utah joining the mix in 2026-2027) require a full year of civics in order to graduate, in alignment with the CivxNow State Policy Menu recommendations.

Indiana joins a growing number of states with media literacy standards and, like 15 others, requires students to administer the US Citizenship/Naturalization Test. However, districts must only track student proficiency in the Hoosier State; It is not a graduation requirement. The other 13 states with assessments have customized standardized tests focused all or in part on civics.

A growing number of states offer recognition programs for students and/or schools and/or districts for excellence in civic education. Indiana's 2024 law establishes an Excellence in Civic Education designation, available for students graduating from high school in 2029. The law also prescribes a parallel school recognition program.

Indiana is among 38 other states and DC in providing service-learning opportunities to K-12 students. Service-learning entails community service tied to the formal curriculum in civics classes or across other subject areas. For example, a student may serve in a soup kitchen and explore systemic solutions to addressing hunger in class, simultaneously reflecting on their service experience. Service-learning programs in Indiana are administered by individual school districts.

Indiana's legislature consistently appropriates funding for civic learning, and the state provides civics-focused professional development for Hoosier educators through the nationally-acclaimed We the People program for teachers in partnership with the Indiana Bar Foundation.

In sum, the Hoosier State is a category leader when it comes to civic learning, but like its peers, it still has room for growth. Indiana addresses each of the CivxNow State Policy Scan benchmarks – the only state in the nation to do so – except for a semester-long high school course requirement rather than a full year.

Moreover, the required administration of the U.S. Naturalization Test in Indiana is only a modest form of accountability. Instead, there is strong encouragement from the education community to enhance civics assessment and evaluation for Hoosier students. The U.S. Naturalization Test provides a basic measurement of root civic knowledge. To better evaluate students, authentic forms of assessment, such as civic projects, where students demonstrate a full range of civic knowledge, skills, and dispositions, are more complete. To this end, the state could build upon already robust service-learning programs flourishing within school districts. Additionally, local questions to evaluate state and local government knowledge and its application also enhance a fuller understanding of civics.

The civics community watches with great interest as Indiana introduces the Civic Engagement designation for the Class of 2029 through Senate Enrolled Act 211, passed in 2024, which provides a designation on a student's diploma/transcript and recognition at the school level for meeting certain thresholds. We encourage state education officials to reward students for civics coursework, but in combination with community service and/or project-based learning.

The launch of Indiana's school recognition program is imminent, with hopes that it emulates other state programs (like those in Illinois, Hawaii, Nevada, Tennessee, and others) that recognize schools for commitments to civic learning across the curriculum, through extracurricular activities, and the culture of the school as a whole.

Finally, iCivics salutes the state's longstanding appropriations in support of professional development at scale for civics teachers throughout the Hoosier State via the strong We the People program Indiana has established. On the eve of the 250th anniversary of our nation's birth, we call for a larger, generational investment in the civic development of Indiana's students, ensuring universal access to high-quality instructional materials, highly trained teachers, and acclaimed programming opportunities like We the People.

The fate of our constitutional democracy lies in the hearts and minds of our youngest citizens. On this front, Indiana is charting the course for informed, effective, and lifelong engagement in communities, the state, and our nation as a whole.

## References

CivxNow Policy Menu: <https://civxnow.org/states/state-policy-menu/>

CivxNow State Policy Scan: <https://civxnow.org/states/state-policy-scan/>

Indiana Middle School Civics Law: <https://iga.in.gov/legislative/2021/bills/house/1384/details>

National Association of School Boards of Education Publication: [www.nasbe.org/recognizing-students-and-schools-for-civics-learning/](http://www.nasbe.org/recognizing-students-and-schools-for-civics-learning/)

Indiana Excellence in Civic Education Law: <https://iga.in.gov/legislative/2024/bills/senate/211/details>

Indiana We the People program: [www.inbarfoundation.org/we-the-people/](http://www.inbarfoundation.org/we-the-people/)

## CONCLUSION

As we reach the conclusion of the 2025 Indiana Civic Health Index, it is important to take stock of where we are and the road ahead. Indiana has made meaningful strides in building and maintaining a strong civic foundation, and yet, there is still significant room for growth. Hope and determination define the current state of civic health in Indiana, but it is only through continued engagement, reflection, and action that we will reach the ideals of a fully thriving civic ecosystem.

Indiana is fortified by an array of civic strengths. The state has seen encouraging improvements in voter registration and turnout, demonstrating a rising sense of civic responsibility among residents. Strong community support systems, both formal and informal, continue to anchor towns and neighborhoods across the state. Indiana also stands out for its commitment to civic education, with policies that prioritize the development of civically informed and engaged students. Moreover, there is an impressive availability of programs designed to encourage youth participation within their community and within their civic life, planting the seeds for the next generation of leaders.

Yet, these successes should not overshadow the areas where Indiana still needs progress. Compared to our sister states, voter registration and turnout in Indiana have a lot of room to improve. Inclusive, reasonable, and thoughtful policy decisions can help lower barriers to political participation and elevate voter numbers across the state. Likewise, strengthening the connective tissue of our communities by fostering greater trust, collaboration, and inclusivity can help Hoosiers bridge divides and build a more unified future. Expanding access to youth civic programming can further nurture young people's civic knowledge and leadership potential, ensuring that every Indiana student has the tools and opportunities to participate fully in our democracy. Finally, while Indiana's civic education policies are strong, further strategic enhancements can deepen students' civic understanding, skills, and dispositions, allowing them to become active and ethical citizens.

Looking ahead, there are several steps we can take to propel Indiana's civic health to the next level. Participation by individuals and organizations united by their common interest in improving civic education and engagement across the state in the Indiana Civics Coalition can help promote awareness, collaboration, and amplification efforts statewide and build momentum for sustained action. We should be aware of and promote civic infrastructure in our community to help bring us together, promoting the common good where a rising tide raises all ships. There is immense value in these civic centers.

One promising avenue is the development of a robust Indiana-specific civic assessment that measures students' civic knowledge and can be integrated into existing civic education curriculum and course requirements. Enhancement in assessment and accountability would better drive growth in school-based civic education courses and programs. This kind of tool has the potential to elevate the importance of civics in our educational system; however, it is essential to recognize that increased accountability also brings greater scrutiny. Deliberate and well-considered planning and implementation, and broad stakeholder engagement will be key to maximizing benefits while minimizing unintended consequences.

Indiana stands at an inflection point, bolstered by its civic strengths, yet undeniably poised for growth. By embracing both the challenges and opportunities ahead, we can continue to build a state where civic participation is valued, encouraged, and accessible to all. Together, we can ensure that Indiana not only maintains but elevates its commitment to civic health for generations to come.

## Technical Notes

Unless otherwise noted, findings presented in this report are based on the National Conference on Citizenship's (NCoC) analysis of the U.S. Census Current Population Survey (CPS) data. Any and all errors are NCoC's own. Volunteering and Civic Engagement estimates are from CPS September Volunteering/Civic Engagement Supplement from 2023 and voting estimates from 2024 November Voting and Registration Supplement.

Using a probability selected sample of about 50,000 occupied households, the CPS collects monthly data on employment and demographic characteristics of the nation. Depending on the CPS supplement, the single-year Indiana CPS sample size used for this report ranges from 278-804 (volunteering/civic engagement supplement) and to 1,170 (voting supplement) residents from across Indiana. This sample is then weighted to representative population demographics for the district. Estimates for the volunteering and civic engagement indicators (e.g., volunteering, working with neighbors, making donations) are based on U.S. residents ages 16 and older. Voting and registration statistics are based on U.S. citizens who are 18 and older (eligible voters). When we examined the relationship between educational attainment and engagement, estimates are based on adults ages 25 and older, based on the assumption younger people may be completing their education.

Because multiple sources of data with varying sample sizes are used, the report is not able to compute one margin of error for Indiana across all indicators. Any analysis that breaks down the sample into smaller groups (e.g., gender, education) will have smaller samples, and therefore the margin of error will increase. Furthermore, while helpful in benchmarking, national rankings may be small in range, with one to two percentage points separating the state/district ranked first from the state/district ranked last.

It is also essential that our margin of error estimates is approximate, as CPS sampling is highly complex, and accurate estimation of error rates involves many parameters that are not publicly available.

# CIVIC HEALTH INDEX

## State and Local Partnerships

The National Conference on Citizenship (NCoC) began America's *Civic Health Index* in 2006 to measure the level of civic engagement and health of our democracy. In 2009, the Edward M. Kennedy Serve America Act directed NCoC to expand this civic health assessment in partnership with the Corporation for National and Community Service and the U.S. Census Bureau.

NCoC now works with partners in more than 35 states and cities to use civic data to lead and inspire a public dialogue about the future of citizenship in America and to drive sustainable civic strategies.

### STATES

---

#### Alabama

University of Alabama  
David Mathews Center for Civic Life  
Auburn University

#### Arizona

Center for the Future of Arizona

#### California

California Forward  
Center for Civic Education  
Center for Individual and Institutional Renewal  
Davenport Institute

#### Colorado

Metropolitan State University of Denver  
The Civic Canopy  
Denver Metro Chamber Leadership  
Campus Compact of Mountain West  
History Colorado  
Institute on Common Good

#### Connecticut

Everyday Democracy

#### District of Columbia

ServeDC

#### Florida

Florida Joint Center for Citizenship  
Bob Graham Center for Public Service  
Lou Frey Institute of Politics and Government

#### Georgia

Georgia Family Connection Partnership  
Georgia Municipal Association

#### Illinois

McCormick Foundation

#### Indiana

Ball State University  
Eli Lilly and Company  
Indiana Bar Foundation  
Indiana University Center on Representative Government

The Indiana Citizen  
Indiana Civics Coalition  
Indiana University Northwest

#### Kansas

Kansas Health Foundation

#### Kentucky

Commonwealth of Kentucky,  
Secretary of State's Office  
Institute for Citizenship  
& Social Responsibility,  
Western Kentucky University  
Kentucky Advocates for Civic Education  
McConnell Center, University of Louisville

#### Maryland

Mannakee Circle Group  
Center for Civic Education  
Common Cause-Maryland  
Maryland Civic Literacy Commission

#### Michigan

Michigan Nonprofit Association  
Michigan Campus Compact  
Volunteer Centers of Michigan  
Council of Michigan Foundations  
Center for Study of Citizenship at Wayne State University

#### Minnesota

Center for Democracy and Citizenship

#### Missouri

Missouri State University  
Park University  
Saint Louis University  
University of Missouri Kansas City  
University of Missouri Saint Louis  
Washington University

#### Nebraska

Civic Nebraska  
Nebraska Community Foundation  
Nebraska Extension  
The Center for Public Affairs Research at the University of Omaha Nebraska

#### New Hampshire

Carsey Institute  
Campus Compact of New Hampshire  
University System of New Hampshire  
New Hampshire College & University Council

#### New York

Siena College Research Institute  
New York State Commission on National and Community Service

#### North Carolina

Institute for Emerging Issues

#### Ohio

Miami University Hamilton Center for Civic Engagement

#### Oklahoma

University of Central Oklahoma  
Oklahoma Campus Compact

#### Pennsylvania

Center for Democratic Deliberation  
National Constitution Center

#### Rhode Island

Rhode Island Council for the Humanities

#### South Carolina

University of South Carolina Upstate

#### Texas

The University of Texas at Austin  
The Annette Strauss Institute for Civic Life  
RGK Center for Philanthropy & Community Service

#### Vermont

Vermont's Secretary of State  
Vermont Humanities  
The Center for Rural Studies  
SerVermont  
Up for Learning

#### Virginia

Center for the Constitution at James Madison's Montpelier  
Colonial Williamsburg Foundation

### ISSUE SPECIFIC

---

#### Latinos Civic Health Index

Carnegie Corporation

#### Veterans Civic Health Index

We The Veterans

#### Millennials Civic Health Index

Mobilize.org  
Harvard Institute of Politics  
CIRCLE

#### Economic Health

Knight Foundation  
Corporation for National & Community Service (CNCS)  
CIRCLE



**Atlanta**

Community Foundation of Greater Atlanta

**Greater Austin**

The University of Texas at Austin  
RGK Center for Philanthropy and  
Community Service  
Annette Strauss Institute for Civic Life  
Leadership Austin  
Austin Community Foundation  
KLRU-TV, Austin PBS  
KUT News

**Chicago**

McCormick Foundation

**Kansas City & Saint Louis**

Missouri State University  
Park University  
Washington University

**Miami**

Florida Joint Center for Citizenship  
John S. and James L. Knight Foundation  
Miami Foundation

**Pittsburgh**

University of Pittsburgh  
Carnegie Mellon University

**Seattle**

Seattle City Club

**Twin Cities**

Center for Democracy and Citizenship  
Citizens League  
John S. and James L. Knight Foundation

---

**CIVIC HEALTH ADVISORY GROUP**

---

The National Conference on Citizenship extends its deepest gratitude to the Civic Health Advisory Group who have contributed their invaluable expertise and support over the years.

**John Bridgeland**

Executive Chairman, Office of American  
Possibilities  
Former Assistant to the President of the  
United States & Director, Domestic Policy  
Council & US Freedom Corps

**Kristen Cambell**

Former Executive Director and Senior  
Fellow, PACE

**Jeff Coates**

Research and Evaluation,  
National Conference on Citizenship

**Lattie Coor**

President Emeritus, Arizona State University

**Nathan Dietz**

Research Director, Do Good Institute,  
University of Maryland

**Doug Dobson**

Director Emeritus, Lou Frey Institute,  
University of Central Florida

**Jennifer Domagal-Goldman**

Executive Director, ALL IN Democracy  
Challenge

**Diane Douglas**

Former Executive Director, Seattle CityClub

**Paula Ellis**

Former Board Member, National  
Conference on Citizenship  
Former Vice President, Strategic Initiatives,  
John S. and James L. Knight Foundation

**William Galston**

Ezra Zilkha Chair and Senior Fellow,  
Brookings Institution  
Former Deputy Assistant to the President of  
the United States for Domestic Policy

**Robert Grimm, Jr.**

Director, Do Good Institute and Levenson  
Family Chair in Philanthropy and Nonprofit  
Leadership, University of Maryland

**Shawn Healy**

Chief Policy and Advocacy Officer, iCivics

**Kei Kawashima-Ginsberg**

Former Director, Center for Information  
and Research on Civic Learning and  
Engagement (CIRCLE) Tisch College, Tufts  
University

**Peter Levine**

Associate Dean for Academic Affairs and  
Lincoln Filene Professor of Citizenship &  
Public Affairs, Tisch College, Tufts University

**Mark Hugo Lopez**

Director of Race & Ethnicity Research, Pew  
Research Center

**Lisa Matthews**

Chief Grants and Compliance Officer,  
National Conference on Citizenship

**Ted McConnell**

Former Executive Director, Campaign for  
the Civic Mission of Schools

**Martha McCoy**

Former Executive Director, Everyday  
Democracy

**Kenneth Prewitt**

Former Director, United States Census  
Bureau, and Carnegie Professor Emeritus of  
Public Affairs, Columbia University

**Robert Putnam**

Peter and Isabel Malkin Professor of  
Public Policy, Emeritus, Kennedy School of  
Government at Harvard University  
Founder, Saguaro Seminar  
Author of *Bowling Alone: The Collapse and  
Revival of American Community*

**Stella M. Rouse**

Director of the Hispanic Research Center  
and Professor, School of Politics and Global  
Studies, Arizona State University  
Former Director, Center for American  
Politics and Citizenship, University of  
Maryland

**Shirley Sagawa**

Former CEO, Service Year Alliance  
Co-founder, Sagawa/Jospin, LLP

**Thomas Sander**

Former Executive Director, the Saguaro  
Seminar, Harvard University

**David B. Smith**

Former Managing Director, Presidio  
Institute  
Former Executive Director, National  
Conference on Citizenship

**Sterling K. Speirn**

Former CEO and Senior Fellow, National  
Conference on Citizenship

**Drew Steijles**

Vice President for Student Affairs, Franklin  
& Marshall College

**Michael Stout**

Associate Professor, Human Development  
& Family Science, Oklahoma State  
University

**Kristi Tate**

Director, Civic Health Initiatives, Center for  
the Future of Arizona

**Michael Weiser**

Chairman Emeritus, National Conference  
on Citizenship

